

TSUKINEKO

PRODUCT CATALOG
2023-2024

TSUKINEKO CO., LTD.

Distribuido por:


Distribué par:

Distributed by:





















inspiro

by
FONTORPIN

	for every surfaces	StazOn Midi 4
		StazOn 5
		StazOn PIGMENT 6
		StazOn Opaque 8
		StazOn METALLIC 9
<hr/>		
	for paper	VersaFine CLAIR 10
		VersaFine 11
		MEMENTO Dew Drop 12
		MEMENTO 14
		MEMENTO Marker 15
		Delicata 16
		VersaColor S 18
		VersaColor L 19
		VersaColor Multi Color 20
		Brilliance Dew Drop 22
		Brilliance 24
		VersaMagic 25
		VersaMagic Dew Drop 26
<hr/>		
	for fabric	VersaCraft 28
		VersaCraft Multi Color 30
		MEMENTO LUXE 31
		Fabrico Marker 32
		All Purpose Ink 33
		Radiant Neon Amplify ! 34
		ERASABLE FABRIC INK 34
<hr/>		
	speciality	The Essential Glue Pad 35
		EMBOSSING STAMP PAD 36
		Emboss Pen 36
		VersaMark 37
		VersaMark Dazzle 37
<hr/>		
	accessories	Sponge Dauber 38
		UNINKED FOAM PAD 38
		fantastix BRUSH 38
		fantastix BULLET 38
		StazOn Cleaner 38
		STAMP CLEANER 38
		Tack 'N Peel 39



ICON GLOSSARY

	NEW ITEM
	FOR EVERY SURFACE
	FOR PAPER
	FOR FABRIC
	SPECIALITY
	ACCESSORIES
	OIL BASED
	WATER BASED
	SOLVENT BASED
	PIGMENT INK
	DYE INK
	INKER AVAILABLE
	AIR DRY
	PERMEATION DRY
	HEAT SET
	HEAT SET NECESSARY
REQUIRES HEAT SETTING WITH AN IRON OR HEAT GUN	
	EMBOSSING
	EMBOSSING
	EMBOSSING
INDICATES WHETHER EMBOSSING IS POSSIBLE	
	EMBOSSING ONLY
FOR EMBOSSING	

- Photos and color charts of posted products may differ slightly from the actual product due to printing colors.
- The specifications, prices, and designs of the listed products may change without prior notice.
- All prices listed are displayed as the base price, excluding tax.

StazOn

USAGE



Metal, plastic transparency (clear sheet), shrink plastic, polyethylene vinyl, rubber, leather, polymer clay, laminated paper, glossy paper (coated paper), regular paper & cardstock, non-coated paper, photo paper, glass, ceramics, pottery (terracotta), painted surfaces, and fabric.

DRYING TIME



Drying time varies from 3 sec. to 5 minutes depending on material and climate

Introducing a revolutionary every-surface ink pad that can be used on almost any material, including those that don't absorb ink. Perfect for use on metal, plastic, leather, and more.



StazOn Midi

SZ-MID- **

- 17 colors
- W58×D58×H20mm
- pad size 37×37mm
- Some bleeding may occur with washi paper, vellum paper, cloth, and untreated wood.
- Caution: Please be careful when using on slippery surfaces. If it fails on non-absorbent surfaces, it can be removed with StazOn Cleaner.
- After use, be sure to remove the ink with a StazOn cleaner as soon as possible and then clean with water.
- Clear stamps may deteriorate depending on the material they are used on.
- Jet Black is Archival.
- To prevent drying out, please close the lid immediately after use. For regular size, close the inner lid when storing (it is convenient to adhere the inner and outer lids together).
- Before use, please make sure to remove any oil or other substances from the material.
- On non-absorbent surfaces, it may come off if scratched.



StazOn

SZ-000- ***

- 30 colors
- W99×D68×H19mm
- pad size 76×47mm

The ink has the same properties and applications as StazOn Midi.



StazOn

Inker



Exclusively with StazOn and StazOn Midi. It cannot be used with other inks.

StazOn Inker

SZR-000- ***

- 39 colors
- φ24×H66mm
- capacity 15ml

Color	
● SZR-000-011	Iris
● SZR-000-012	Vibrant Violet
● SZR-000-013	Gothic Purple
● SZR-000-014	Plum
● SZR-000-021	Blazing Red
● SZR-000-022	Black Cherry
● SZR-000-023	Claret
● SZR-000-024	St. Valentine
● SZR-000-025	Scarlet Flame
● SZR-000-026	Bordeaux
● SZR-000-031	Jet Black
● SZR-000-032	Stone Gray
● SZR-000-033	Dove Gray
● SZR-000-034	Cloudy Sky
● SZR-000-041	Timber Brown
● SZR-000-042	Rusty Brown
● SZR-000-043	Saddle Brown
● SZR-000-044	Ganache
● SZR-000-045	Spiced Chai
● SZR-000-051	Olive Green
● SZR-000-052	Cactus Green
● SZR-000-053	Eden Green
● SZR-000-054	Emerald City
● SZR-000-055	Caribbean Green
● SZR-000-061	Ultramarine
● SZR-000-062	Midnight Blue
● SZR-000-063	Teal Blue
● SZR-000-064	Hydrangea Blue
● SZR-000-065	Blue Hawaii
● SZR-000-071	Orange Zest
● SZR-000-081	Cherry Pink
● SZR-000-082	Fuchsia Pink
● SZR-000-083	Cherry Blossom
● SZR-000-091	Mustard
● SZR-000-092	Pumpkin
● SZR-000-093	Sunflower Yellow
● SZR-000-095	Azure
● SZR-000-099	Forest Green
● SZR-000-101	Royal Purple

StazOn PIGMENT

The StazOn Pigment is versatile, just like the well-known StazOn ink pad, and can be used on various materials, including glass, vinyl, and metal. It produces an opaque finish, which makes it an ideal choice for these materials. With a wide range of colors available, you can add vibrancy to your projects.



Usage



Metal, plastic transparency (clear sheet), shrink plastic, polyethylene vinyl, rubber, leather, polymer clay, laminated paper, glossy paper (coated paper), regular paper & cardstock, non-coated paper, photo paper, glass, ceramics, pottery (terracotta), painted surfaces, and fabric.

Drying time



Drying time varies from 3 sec. to 5 minutes depending on material and climate.



SZ-PIG-021
Passion Red



SZ-PIG-071
Orange Peel



SZ-PIG-091
Lemon Drop



SZ-PIG-081
Pink Cosmos



SZ-PIG-011
Grape Candy



SZ-PIG-061
Mariner Blue



SZ-PIG-051
Shamrock Green



SZ-PIG-062
Peacock Feathers



SZ-PIG-001
Snowflake



SZ-PIG-041
Chocolate Brown



SZ-PIG-032
Koala Gray



SZ-PIG-031
Piano Black

StazOn Pigment

SZ-PIG-***

- 12 colors
- W97×D57×H23mm
- pad size 76×35mm

- Might be slippery on a slick surface.
- If needed, StazOn cleaner can be used to remove it from non-absorbent surfaces.
- After use, be sure to remove the ink with StazOn cleaner as soon as possible and then rinse with water.
- Clear (photo polymar) stamps may deteriorate depending on the material.
- The opacity may slightly decrease with materials that absorb.
- To prevent drying, cover immediately after use.



StazOn[®]
PIGMENT[™]
Inker



StazOn Pigment Inker

RZ-PIG-***

- 12 colors
- φ28×H72mm
- capacity 15ml

Color	
● RZ-PIG-021	Passion Red
● RZ-PIG-071	Orange Peel
● RZ-PIG-091	Lemon Drop
● RZ-PIG-081	Pink Cosmos
● RZ-PIG-011	Grape Candy
● RZ-PIG-061	Mariner Blue
● RZ-PIG-051	Shamrock Green
● RZ-PIG-062	Peacock Feathers
○ RZ-PIG-001	Snowflake
● RZ-PIG-041	Chocolate Brown
● RZ-PIG-032	Koala Gray
● RZ-PIG-031	Piano Black

StazOn opaque

Usage



Metal, plastic transparency (clear sheet), shrink plastic, polyethylene vinyl, rubber, leather, polymer clay, laminated paper, glossy paper (coated paper), regular paper & cardstock, non-coated paper, photo paper, glass, ceramics, pottery (terracotta), painted surfaces, and fabric.

Drying time



Drying time varies from 3 sec. to 5 minutes depending on material and climate.

Versatile ink pad that produces an opaque finish. It can be used on most materials, including those that do not absorb ink.

StazOn opaque

SZ-000-***

- 2 colors
- package size 138×D70×H20mm
- pad size 76×47mm

- This is an ink and pad set. The pad is not filled with ink at the time of shipment.
- Might be slippery on a slick surface.
- If needed, StazOn cleaner can be used to remove it from non-absorbent surfaces.
- After use, be sure to remove the ink with StazOn cleaner as soon as possible and then rinse with water.
- Clear (photo polymar) stamps may deteriorate depending on the material.
- The opacity may slightly decrease with materials that absorb.



○ SZ-000-110
Cotton White

● SZ-000-182
Ivory Black



- Ink the pad by shaking the inker well and applying the appropriate amount. Then, allow the ink to penetrate.
- After use, clean the ink with StazOn cleaner as soon as possible. Apply the cleaner to the stamp, allow the ink to dissolve a little, then wipe with a cloth. Finally, rinse with water.

StazOn opaque
Inker



StazOn opaque Inker

RZ-000-***

- 2 colors
- W37×D19×H67mm
- capacity 15ml

Color	
○ RZ-000-110	Cotton White
● RZ-000-182	Ivory Black

TSUKINEKO COLUMN

CLEANING TIPS

After using a stamp, leaving ink on the surface can damage it. To make the stamp last longer, clean the surface after each use. Furthermore, if you plan on using one stamp with different colors, cleaning the stamp each time you change color will prevent blending and keep the stamp color vibrant.

TSUKINEKO'S CLEANING PRODUCTS

Tsukineko offers two types of stamp cleaning products, each of which is designed for a specific type of ink. Here is an introduction to both products.



StazOn Cleaner

This cleaner is specifically designed for the StazOn series. After using StazOn series ink, please use StazOn Cleaner. For more information, please refer to page 38.



STAMP CLEANER

After stamping, please use stamp cleaner for inks other than the StazOn series. StazOn series ink cannot be removed with stamp cleaner. For further information, please refer to page 38.



Regarding the use of a cleaner:

- Since StazOn series ink dries quickly, it may be difficult to remove the ink from the stamp surface after some time has passed, which can cause damage. Therefore, it is recommended to clean the ink from the stamp surface as soon as possible.
- For clear stamps, it is important to clean them as soon as possible after use. In particular, if StazOn series ink or StazOn cleaner is left on for a long time, it may deteriorate. After using StazOn cleaner, be sure to rinse with water.
- If you use ink other than Tsukineko's, there may be cases where it cannot be removed with the above cleaner. In such cases, use a dedicated cleaner.

StazOn METALLIC

Usage



Metal, plastic transparency (clear sheet), shrink plastic, polyethylene vinyl, rubber, leather, polymer clay, laminated paper, glossy paper (coated paper), regular paper & cardstock, non-coated paper, photo paper, glass, ceramics, pottery (terracotta), painted surfaces, and fabric.

Drying time



Drying time varies from 3 sec. to 5 minutes depending on material and climate.

This is an all-purpose metallic ink pad that can be used on most materials, including those that do not absorb ink.



StazOn METALLIC

SZ-000-***

- 4 colors
- package size 138×D70×H20mm
- pad size 76×47mm

- This is an ink and pad set. The pad is not filled with ink at the time of shipment.
- Might be slippery on a slick surface.
- If needed, StazOn cleaner can be used to remove it from non-absorbent surfaces.
- After use, be sure to remove the ink with StazOn cleaner as soon as possible and then rinse with water.
- Clear (photo polymar) stamps may deteriorate depending on the material.
- The opacity may slightly decrease with materials that absorb.
- To prevent drying, cover immediately after use.



● SZ-000-191
Gold

● SZ-000-192
Silver

● SZ-000-193
Copper

● SZ-000-195
Platinum



- 1 Shake the ink well and drip 5-8 drops onto one side of the pad. Then, spread the ink horizontally with the included squeegee. Be careful not to leave any ink on the back of the squeegee. Since this pad does not absorb ink, be careful not to apply too much ink.
- 2 Adjust the amount of ink according to the size of the stamp. If the impression becomes light, refill the ink as needed.
- 3 After use, clean the stamp with StazOn cleaner as soon as possible.

StazOn Cleaner

StazOn Cleaner

SZL-56

- φ36×H100mm
- capacity 56ml



StazOn
METALLIC
Inker



StazOn METALLIC Inker

RZ-000-***

- 4 colors
- W37×D19×H67mm
- capacity 15ml

Color	
● RZ-000-191	Gold
● RZ-000-192	Silver
● RZ-000-193	Copper
● RZ-000-195	Platinum

VersaFine CLAIR

Usage

PAPER

FABRIC & MORE

Non-Coated Paper, Cardstock, Washi (Rice Paper), Fabric, etc.

Drying time

3-5

秒

3-5 seconds on non-coted paper.

This ink is ideal for creating detailed design stamps. Even thin lines appear clear and sharp. Once dry, it repels water and does not smudge. Additionally, it has excellent light resistance.



VersaFine CLAIR VF-CLA-***

- 24 colors
- W97×D57×H23mm
- pad size 76×35mm
- Not suitable for use on paper with low absorbency, such as coated paper.
- May bleed depending on the material of the paper or fabric.
- It can also be stamped on fabric, but may fade when washed.



VIVID COLORS



VF-CLA-901
Cheerful



VF-CLA-701
Summertime



VF-CLA-702
Tulip Red



VF-CLA-201
Glamorous



VF-CLA-801
Charming Pink



VF-CLA-101
Purple Delight



VF-CLA-102
Fantasia



VF-CLA-601
Blue Belle



VF-CLA-602
Paradise



VF-CLA-603
Warm Breeze



VF-CLA-501
Green Oasis



VF-CLA-502
Verdant

VersaFine



VersaFine S VF-SML-**

- 11 colors
- W34×D34×H20mm
- pad size 24×24mm
- Not suitable for use on paper with low absorbency, such as coated paper.
- May bleed depending on the material of the paper or fabric.
- It can also be stamped on fabric, but may fade when washed.



VersaFine L VF-000-**

- 2 colors
- W99×D68×H19mm
- pad size 76×47mm
- VF-000-054
Vintage Sepia
- VF-000-082
Onyx Black

VF-SML-010
Satin Red

VF-SML-011
Crimson Red

VF-SML-012
Habanero

VF-SML-018
Majestic Blue

VF-SML-019
Deep Lagoon

VF-SML-037
Imperial Purple

VF-SML-054
Vintage Sepia

VF-SML-061
Olympia Green

VF-SML-062
Spanish Moss

VF-SML-082
Onyx Black

VF-SML-083
Smoky Gray

DARK COLOR



VF-CLA-951
Golden Meadow



VF-CLA-451
Fallen Leaves



VF-CLA-452
Pinecone



VF-CLA-453
Acorn



VF-CLA-151
Chianti



VF-CLA-152
Monarch



VF-CLA-651
Medieval Blue



VF-CLA-652
Twilight



VF-CLA-551
Rain Forest



VF-CLA-552
Shady Lane



VF-CLA-351
Nocturne



VF-CLA-352
Morning Mist

VersaFine CLAIR Inker



VersaFine CLAIR Inker RF-000-***

- 24 colors
- φ24×H66mm
- capacity 15ml

Color	
VF-000-901	Cheerful
VF-000-701	Summertime
VF-000-702	Tulip Red
VF-000-201	Glamorous
VF-000-801	Charming Pink
VF-000-101	Purple Delight
VF-000-102	Fantasia
VF-000-601	Blue Belle
VF-000-602	Paradise
VF-000-603	Warm Breeze
VF-000-501	Green Oasis
VF-000-502	Verdant
VF-000-951	Golden Meadow
VF-000-451	Fallen Leaves
VF-000-452	Pinecone
VF-000-453	Acorn
VF-000-151	Chianti
VF-000-152	Monarch
VF-000-651	Medieval Blue
VF-000-652	Twilight
VF-000-551	Rain Forest
VF-000-552	Shady Lane
VF-000-351	Nocturne
VF-000-352	Morning Mist

MEMENTO

Usage

PAPER

Cardstock, Coated, Glossy paper (absorbent), Photo, Vellum/Tracing (may bleed), Inkjet, Washi and more. Not suitable for Vinyl coated.

Drying time

3-5

sec

3-5 sec, for art paper, 1 sec. for inkjet paper. The time may vary depending on various factors, such as the quality and type of paper, materials, climate.

On coated paper, the ink is absorbed beautifully even on fine designs. It dries particularly quickly on regular paper, making it ideal for quick-drying projects such as season's card and notebooks. Compared to conventional dye ink, it has more beautiful coloration and is highly resistant to water and light.



MEMENTO Dew Drop
MD-000- ***

- 36 colors
 - W33×D50×H20mm
 - pad size 24×39mm
- Memento is the best choice for alcohol marker coloring.



<div>MD-000-100</div> <div>Dandelion</div>	<div>MD-000-103</div> <div>Cantaloupe</div>	<div>MD-000-200</div> <div>Tangelo</div>	<div>MD-000-201</div> <div>Morocco</div>
<div>MD-000-300</div> <div>Lady Bug</div>	<div>MD-000-301</div> <div>Rhubarb Stalk</div>	<div>MD-000-302</div> <div>Love Letter</div>	<div>MD-000-400</div> <div>Rose Bud</div>
<div>MD-000-404</div> <div>Angel Pink</div>	<div>MD-000-500</div> <div>Grape Jelly</div>	<div>MD-000-501</div> <div>Lilac Posies</div>	<div>MD-000-504</div> <div>Lulu Lavender</div>
<div>MD-000-506</div> <div>Sweet Plum</div>	<div>MD-000-507</div> <div>Elderberry</div>	<div>MD-000-600</div> <div>Danube Blue</div>	<div>MD-000-601</div> <div>Bahama Blue</div>
<div>MD-000-602</div> <div>Teal Zeal</div>	<div>MD-000-604</div> <div>Summer Sky</div>	<div>MD-000-607</div> <div>Nautical Blue</div>	<div>MD-000-608</div> <div>Paris Dusk</div>
<div>MD-000-701</div> <div>Cottage Ivy</div>	<div>MD-000-703</div> <div>Pear Tart</div>	<div>MD-000-704</div> <div>New Sprout</div>	<div>MD-000-706</div> <div>Pistachio</div>
<div>MD-000-707</div> <div>Bamboo Leaves</div>	<div>MD-000-708</div> <div>Olive Grove</div>	<div>MD-000-709</div> <div>Northern Pine</div>	<div>MD-000-800</div> <div>Rich Cocoa</div>
<div>MD-000-801</div> <div>Potter'S Clay</div>	<div>MD-000-802</div> <div>Peanut Brittle</div>	<div>MD-000-804</div> <div>Desert Sand</div>	<div>MD-000-805</div> <div>Toffee Crunch</div>
<div>MD-000-808</div> <div>Espresso Truffle</div>	<div>MD-000-900</div> <div>Tuxedo Black</div>	<div>MD-000-901</div> <div>London Fog</div>	<div>MD-000-902</div> <div>Gray Flannel</div>

Dew Drop
Dude Drop

- Easy to grip at any angle.
- Specifically designed for DTP (Direct To Paper) technique.
- Durable material that is unlikely to deform or result in uneven coloring.
- Easy to use for multi coloring on stamps.
- Unique pattern creation using edges.
- Wide range of rich colors.
- Stackable design for easy storage.
- Side label design allows for easy identification of colors when stacked.
- Despite its small size, the ink pad contains plenty of ink.
- Convenient size for storage and transport
- Cap design prevents ink from drying out (be sure to close it tightly for storage).



MEMENTO Dew Drop
4 pcs set
MD-100- ***

- 18 varieties
- package size W144×D90×H25mm



MEMENTO Dew Drop
12 pcs set
MD-012- ***

- 3 varieties
- package size W215×D155×H28mm

<div>300 200 103 100</div> <div>MD-100-001</div> <div>Camp Fire</div>	<div>701 707 703 704</div> <div>MD-100-002</div> <div>Greenhouse</div>	<div>500 501 506 504</div> <div>MD-100-003</div> <div>Juicy Purples</div>
<div>600 608 601 604</div> <div>MD-100-004</div> <div>Ocean</div>	<div>800 301 801 804</div> <div>MD-100-005</div> <div>Arizona Canyons</div>	<div>400 404 901 900</div> <div>MD-100-006</div> <div>Girls' Night Out</div>
<div>801 707 301 200</div> <div>MD-100-007</div> <div>Meadowland</div>	<div>200 707 900 500</div> <div>MD-100-008</div> <div>Jelly Beans</div>	<div>900 300 701 800</div> <div>MD-100-009</div> <div>Gotta Have</div>
<div>900 901 800 804</div> <div>MD-100-010</div> <div>Stone Mountain</div>	<div>600 701 300 100</div> <div>MD-100-011</div> <div>Prime Time</div>	<div>400 703 601 100</div> <div>MD-100-012</div> <div>Beach Party</div>
<div>103 506 703 301</div> <div>MD-100-013</div> <div>Farmer'S Market</div>	<div>604 504 704 404</div> <div>MD-100-014</div> <div>Oh Baby!</div>	<div>500 501 600 901</div> <div>MD-100-015</div> <div>Rainy Daze</div>
<div>802 201 302 805</div> <div>MD-100-016</div> <div>Golden Sunset</div>	<div>706 708 709 808</div> <div>MD-100-017</div> <div>Central Park</div>	<div>507 602 607 902</div> <div>MD-100-018</div> <div>Dolphin Play</div>

<div>300 200 103 100</div> <div>MD-012-100</div> <div>Gum Drops</div>	<div>301 400 404 506</div> <div>MD-012-200</div> <div>Sorbet Scoops</div>	<div>802 201 302 805</div> <div>MD-012-300</div> <div>Snow Cones</div>
<div>703 701 601 600</div> <div></div>	<div>504 604 608 707</div> <div></div>	<div>706 708 709 808</div> <div></div>
<div>501 500 800 900</div> <div></div>	<div>704 804 801 901</div> <div></div>	<div>507 602 607 902</div> <div></div>

MEMENTO

Usage

PAPER

Cardstock, Coated, Glossy paper (absorbent), Photo, Vellum/Tracing (may bleed), Inkjet, Washi and more. Not suitable for Vinyl coated.

Drying time

3-5 分

3-5 sec, for art paper, 1 sec. for inkjet paper. The time may vary depending on various factors, such as the quality and type of paper, materials, climate.

On coated paper, the ink is absorbed beautifully even on fine designs. It dries particularly quickly on regular paper, making it ideal for quick-drying projects such as season's card and notebooks. Compared to conventional dye ink, it has more beautiful coloration and is highly resistant to water and light.



MEMENTO L
ME-000-***

- 36 colors
 - W99×D68×H19mm
 - pad size 76×47mm
- Memento is the best choice for alcohol marker coloring.



ME-000-602

Teal Zeal

ME-000-604

Summer Sky

ME-000-701

Cottage Ivy

ME-000-703

Pear Tart

ME-000-707

Bamboo Leaves

ME-000-708

Olive Grove

ME-000-801

Potter'S Clay

ME-000-802

Peanut Brittle

ME-000-808

Espresso Truffle

ME-000-900

Tuxedo Black

ME-000-100

Dandelion

ME-000-103

Cantaloupe

ME-000-200

Tangelo

ME-000-201

Morocco

ME-000-300

Lady Bug

ME-000-301

Rhubarb Stalk

ME-000-302

Love Letter

ME-000-400

Rose Bud

ME-000-404

Angel Pink

ME-000-500

Grape Jelly

ME-000-501

Lilac Posies

ME-000-504

Lulu Lavender

ME-000-506

Sweet Plum

ME-000-507

Elderberry

ME-000-600

Danube Blue

ME-000-601

Bahama Blue

ME-000-607

Nautical Blue

ME-000-608

Paris Dusk

ME-000-704

New Sprout

ME-000-706

Pistachio

ME-000-709

Northern Pine

ME-000-800

Rich Cocoa

ME-000-804

Desert Sand

ME-000-805

Toffee Crunch

ME-000-901

London Fog

ME-000-902

Gray Flannel

MEMENTO
Inker

MEMENTO
Inker

RM-000-***

● 36 colors
● φ24×H66mm
● Capacity 15ml

Color	
RM-000-100	Dandelion
RM-000-103	Cantaloupe
RM-000-200	Tangelo
RM-000-201	Morocco
RM-000-300	Lady Bug
RM-000-301	Rhubarb Stalk
RM-000-302	Love Letter
RM-000-400	Rose Bud
RM-000-404	Angel Pink
RM-000-500	Grape Jelly
RM-000-501	Lilac Posies
RM-000-504	Lulu Lavender
RM-000-506	Sweet Plum
RM-000-507	Elderberry
RM-000-600	Danube Blue
RM-000-601	Bahama Blue
RM-000-602	Teal Zeal
RM-000-604	Summer Sky
RM-000-607	Nautical Blue
RM-000-608	Paris Dusk
RM-000-701	Cottage Ivy
RM-000-703	Pear Tart
RM-000-704	New Sprout
RM-000-706	Pistachio
RM-000-707	Bamboo Leaves
RM-000-708	Olive Grove
RM-000-709	Northern Pine
RM-000-800	Rich Cocoa
RM-000-801	Potter'S Clay
RM-000-802	Peanut Brittle
RM-000-804	Desert Sand
RM-000-805	Toffee Crunch
RM-000-808	Espresso Truffle
RM-000-900	Tuxedo Black
RM-000-901	London Fog
RM-000-902	Gray Flannel



MEMENTO Marker
PM-000-***

- 36 colors
- φ12×W171mm



PM-000-100

Dandelion

PM-000-103

Cantaloupe

PM-000-200

Tangelo

PM-000-201

Morocco

PM-000-300

Lady Bug

PM-000-301

Rhubarb Stalk

PM-000-302

Love Letter

PM-000-400

Rose Bud

PM-000-404

Angel Pink

PM-000-500

Grape Jelly

PM-000-501

Lilac Posies

PM-000-504

Lulu Lavender

PM-000-506

Sweet Plum

PM-000-507

Elderberry

PM-000-600

Danube Blue

PM-000-601

Bahama Blue

PM-000-602

Teal Zeal

PM-000-604

Summer Sky

PM-000-607

Nautical Blue

PM-000-608

Paris Dusk

PM-000-701

Cottage Ivy

PM-000-703

Pear Tart

PM-000-704

New Sprout

PM-000-706

Pistachio

PM-000-707

Bamboo Leaves

PM-000-708

Olive Grove

PM-000-709

Northern Pine

PM-000-800

Rich Cocoa

PM-000-801

Potter'S Clay

PM-000-802

Peanut Brittle

PM-000-804

Desert Sand

PM-000-805

Toffee Crunch

PM-000-808

Espresso Truffl

PM-000-900

Tuxedo Black

PM-000-901

London Fog

PM-000-902

Gray Flannel



MEMENTO Marker
4 pcs set
PM-100-***

- 9 varieties
- package size W173×D47×H13mm

Dual Tips

Brush nib

Fine nib

300

200

103

100

PM-100-001
Camp Fire

701

707

703

704

PM-100-002
Greenhouse

500

501

506

504

PM-100-003
Juicy Purples

600

608

601

604

PM-100-004
Ocean

800

301

801

804

PM-100-005
Arizona Canyons

400

404

901

900

PM-100-006
Girls' Night Out

802

201

302

805

PM-100-016
Golden Sunset

706

708

709

808

PM-100-017
Central Park

507

602

607

902

PM-100-018
Dolphin Play

Delicata

Usage

PAPER

Regular paper, card stock, glossy paper(absorbent). Non coated wood. Not suitable for vinyl coated.

Drying time

10-15

2

10-15 minutes (cardstock) varies depending on factors such as material, climate, and ink color.

Embossing

EMBOSSING

On some paper dries quickly and embossing powder may not stick well.

Experience sparkling, beautiful metallic colors with this water-based pigment ink. The colors are clear and vivid, and won't fade, excellent water resistance. This ink is best suited for use on black or dark-colored papers.



DE-000-191

Golden Glitz

DE-000-192

Silvery Shimmer

DE-000-193

Celestial Copper



DE-000-196

Champagne

DE-000-318

Sapphire Blue

DE-000-321

Emerald Green



DE-000-325

Ruby Red

DE-000-333

Pink Shimmer

DE-000-354

Dark Brown Shimmer



DE-000-357

Rose Gold

DE-000-380

White Shimmer

DE-000-382

Black Shimmer



Delicata S

DE-SML-***

- 12 colors
- W34×D34×H20mm
- pad size 24×24mm

DE-SML-191

Golden Glitz

DE-SML-192

Silvery Shimmer

DE-SML-193

Celestial Copper

DE-SML-196

Champagne

DE-SML-318

Sapphire Blue

DE-SML-321

Emerald Green

DE-SML-325

Ruby Red

DE-SML-333

Pink Shimmer

DE-SML-354

Dark Brown Shimmer

DE-SML-357

Rose Gold

DE-SML-380

White Shimmer

DE-SML-382

Black Shimmer

Delicata L

DE-000-***

- 12 colors
- W99×D68×H19mm
- pad size 76×47mm

- When using on wood, please dry with a dryer.
- It is recommended to refill more often to maintain the vibrant, sparkling metallic color.
- To prevent drying, please cover immediately after use.



Delicata.
Inker



Delicata Inker

RC-000-***

- 12 colors
- φ24×H66mm
- capacity 15ml

Color	
DE-000-191	Golden Glitz
DE-000-192	Silvery Shimmer
DE-000-193	Celestial Copper
DE-000-196	Champagne
DE-000-318	Sapphire Blue
DE-000-321	Emerald Green
DE-000-325	Ruby Red
DE-000-333	Pink Shimmer
DE-000-354	Dark Brown Shimmer
DE-000-357	Rose Gold
DE-000-380	White Shimmer
DE-000-382	Black Shimmer

Delicata 4 Ink Pad

DE-QTT-001

- W48×D140×H19mm
- pad size 24×24mm

191

192

194

193

DE-QTT-001
G.Glitz, S.Shimmer, C.Copper, Bronze Burst



VersaColor



VersaColor S

VS-000-***

- 80 colors
- W34×D34×H20mm
- pad size 24×24mm

- If the stamp is larger than the ink pad, lightly tap the pad with your hand to apply ink to the stamp.
- Metallic colors are only available in oil-based ink. Please note that metallic colors may exhibit poor coloration or discoloration on certain inkjet papers.



Inkers are on page 21

VS-000-063 Split Pea	VS-000-064 Khaki	VS-000-066 Burgundy	VS-000-068 Atlantic	VS-000-069 Bamboo	VS-000-080 White
VS-000-081 Sky Gray	VS-000-082 Black	VS-000-083 Chateau Gray	VS-000-091 Gold Oil based	VS-000-092 Silver Oil based	VS-000-093 Copper Oil based
VS-000-094 Bronze Oil based	VS-000-101 Camellia	VS-000-103 Imperial Blue	VS-000-104 Lagoon Blue	VS-000-105 Tropical Green	VS-000-131 Narcissus
VS-000-133 Seashell	VS-000-134 Petal Pink	VS-000-135 Hyacinth	VS-000-136 Baby Blue	VS-000-138 Seafoam	VS-000-151 Sand Beige
VS-000-152 Ash Rose	VS-000-154 Bark	VS-000-155 Paprika	VS-000-156 Raspberry	VS-000-157 Amethyst	VS-000-158 Lapislazuli
VS-000-159 Mountain Lake	VS-000-160 Winter Green	VS-000-161 Green Tea	VS-000-171 Pinecone	VS-000-172 Grape	VS-000-173 Neptune
VS-000-174 Charcoal	VS-000-181 Vanilla	VS-000-182 Bisque	VS-000-183 Cement	VS-000-184 Misty Mauve	VS-000-185 Polar Blue
VS-000-186 Laurel Leaf	VS-000-187 Sage				

Usage



Cardstock like non coated paper.

Drying time



10~15min. The time may vary depending on various factors, such as the quality and type of paper, materials, climate, and ink color.

Embossing



Please use the transparent type embossing powder. It is not suitable for inkjet paper.

Since its release in 1982, this product has gained worldwide popularity. It offers a wide range of 80 colors, enabling subtle color expression. The ink, which is based on pigments, is resistant to fading.

VS-000-011 Canary	VS-000-012 Marigold	VS-000-013 Orange	VS-000-014 Scarlet
VS-000-015 Magenta	VS-000-016 Peony	VS-000-017 Violet	VS-000-018 Royal Blue
VS-000-019 Cyan	VS-000-020 Turquoise	VS-000-021 Green	VS-000-022 Fresh Green
VS-000-023 Rose Red	VS-000-024 Opera Pink	VS-000-025 Cardinal	VS-000-026 Boysenberry
VS-000-027 Indigo	VS-000-028 Pacific	VS-000-029 Evergreen	VS-000-033 Pink
VS-000-034 Orchid	VS-000-035 Lilac	VS-000-036 Heliotrope	VS-000-037 Lavender
VS-000-038 Sky Blue	VS-000-040 Mint	VS-000-042 Lime	VS-000-052 Topaz
VS-000-053 Cocoa	VS-000-054 Brown	VS-000-055 Umber	VS-000-056 Cinnamon
VS-000-057 Old Rose	VS-000-058 Smoke Blue	VS-000-060 Celadon	VS-000-061 Olive
VS-000-063 Split Pea	VS-000-064 Khaki	VS-000-066 Burgundy	VS-000-068 Atlantic
VS-000-081 Sky Gray	VS-000-082 Black	VS-000-083 Chateau Gray	VS-000-091 Gold Oil based
VS-000-094 Bronze Oil based	VS-000-101 Camellia	VS-000-103 Imperial Blue	VS-000-104 Lagoon Blue
VS-000-133 Seashell	VS-000-134 Petal Pink	VS-000-135 Hyacinth	VS-000-136 Baby Blue
VS-000-152 Ash Rose	VS-000-154 Bark	VS-000-155 Paprika	VS-000-156 Raspberry
VS-000-159 Mountain Lake	VS-000-160 Winter Green	VS-000-161 Green Tea	VS-000-171 Pinecone
VS-000-174 Charcoal	VS-000-181 Vanilla	VS-000-182 Bisque	VS-000-183 Cement
VS-000-186 Laurel Leaf	VS-000-187 Sage		



VersaColor L

VC-000-***

- 64 colors
- W99×D68×H19mm
- pad size 76×47mm

- If the stamp is larger than the ink pad, lightly tap the pad with your hand to apply ink to the stamp.



Inkers are on page 21

VC-000-069 Bamboo	VC-000-080 White	VC-000-081 Sky Gray	VC-000-082 Black	VC-000-101 Camellia	VC-000-103 Imperial Blue
VC-000-104 Lagoon Blue	VC-000-133 Seashell	VC-000-134 Petal Pink	VC-000-135 Hyacinth	VC-000-136 Baby Blue	VC-000-138 Seafoam
VC-000-154 Bark	VC-000-156 Raspberry	VC-000-157 Amethyst	VC-000-158 Lapislazuli	VC-000-159 Mountain Lake	VC-000-160 Winter Green
VC-000-161 Green Tea	VC-000-171 Pinecone	VC-000-172 Grape	VC-000-173 Neptune	VC-000-174 Charcoal	VC-000-183 Cement
VC-000-184 Misty Mauve	VC-000-185 Polar Blue	VC-000-186 Laurel Leaf	VC-000-187 Sage		

VC-000-011 Canary	VC-000-012 Marigold	VC-000-013 Orange	VC-000-014 Scarlet
VC-000-015 Magenta	VC-000-016 Peony	VC-000-017 Violet	VC-000-018 Royal Blue
VC-000-019 Cyan	VC-000-020 Turquoise	VC-000-021 Green	VC-000-022 Fresh Green
VC-000-023 Rose Red	VC-000-024 Opera Pink	VC-000-025 Cardinal	VC-000-026 Boysenberry
VC-000-027 Indigo	VC-000-028 Pacific	VC-000-029 Evergreen	VC-000-033 Pink
VC-000-034 Orchid	VC-000-035 Lilac	VC-000-036 Heliotrope	VC-000-037 Lavender
VC-000-038 Sky Blue	VC-000-042 Lime	VC-000-054 Brown	VC-000-055 Umber
VC-000-057 Old Rose	VC-000-058 Smoke Blue	VC-000-060 Celadon	VC-000-061 Olive
VC-000-063 Split Pea	VC-000-064 Khaki	VC-000-066 Burgundy	VC-000-068 Atlantic
VC-000-069 Bamboo	VC-000-080 White	VC-000-081 Sky Gray	VC-000-082 Black
VC-000-104 Lagoon Blue	VC-000-133 Seashell	VC-000-134 Petal Pink	VC-000-135 Hyacinth
VC-000-154 Bark	VC-000-156 Raspberry	VC-000-157 Amethyst	VC-000-158 Lapislazuli
VC-000-161 Green Tea	VC-000-171 Pinecone	VC-000-172 Grape	VC-000-173 Neptune
VC-000-184 Misty Mauve	VC-000-185 Polar Blue	VC-000-186 Laurel Leaf	VC-000-187 Sage

FOR PAPER

VersaFine CLAIR

VersaFine

MEMENTO

MEMENTO Marker

Delicata

VersaColor

VersaColor Multi Color

BRILLIANCE

VersaMagic



VersaColor Multi-Color
VC-003-***

- 5 varieties
- W99×D68×H19mm
- pad size 76×47mm

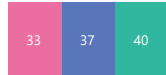


VersaColor Multi-Color
VC-005-***


- 8 varieties
- W99×D68×H19mm
- pad size 76×47mm



VC-003-301
Noel




VC-003-303
Cotton Candy



VC-003-305
Luster




VC-003-307
Firecracker




VC-003-309
Lullaby



VC-005-501
Fiesta



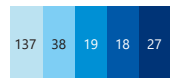
VC-005-502
Passion Fruit



VC-005-503
Limone




VC-005-504
Lollipop



VC-005-505
Icicle



VC-005-506
Rainforest



VC-005-507
Wild Berries



VC-005-508
Mocha Truffle

Not sold in single color for the color number 32, 41, 121 and 137.

ULTIMATE PIGMENT INKER FOR VERSACOLORS



Ultimate Pigment Inker
VCR-000-***

- 76 colors
- W37×D19×H67mm
- capacity 15ml



ULTIMATE METALLIC Inker
UMR-***

- 4 colors
- φ25×H73mm
- capacity 15ml

Oil based

ULTIMATE PIGMENT Inker

		VersaColor S	VersaColor L
Coler			
● VCR-000-011	Canary	○	○
● VCR-000-012	Marigold	○	○
● VCR-000-013	Orange	○	○
● VCR-000-014	Scarlet	○	○
● VCR-000-015	Magenta	○	○
● VCR-000-016	Peony	○	○
● VCR-000-017	Violet	○	○
● VCR-000-018	Royal Blue	○	○
● VCR-000-019	Cyan	○	○
● VCR-000-020	Turquoise	○	○
● VCR-000-021	Green	○	○
● VCR-000-022	Fresh Green	○	○
● VCR-000-023	Rose Red	○	○
● VCR-000-024	Opera Pink	○	○
● VCR-000-025	Cardinal	○	○
● VCR-000-026	Boysenberry	○	○
● VCR-000-027	Indigo	○	○
● VCR-000-028	Pacific	○	○
● VCR-000-029	Evergreen	○	○
● VCR-000-031	Apricot		
● VCR-000-033	Pink	○	○
● VCR-000-034	Orchid	○	○
● VCR-000-035	Lilac	○	○
● VCR-000-036	Heliotrope	○	○
● VCR-000-037	Lavender	○	○
● VCR-000-038	Sky Blue	○	○
● VCR-000-040	Mint	○	
● VCR-000-042	Lime	○	○
● VCR-000-052	Topaz	○	
● VCR-000-053	Cocoa	○	
● VCR-000-054	Brown	○	○
● VCR-000-055	Umber	○	○
● VCR-000-056	Cinnamon	○	
● VCR-000-057	Old Rose	○	○
● VCR-000-058	Smoke Blue	○	○
● VCR-000-060	Celadon	○	○
● VCR-000-061	Olive	○	○
● VCR-000-063	Split Pea	○	○
● VCR-000-064	Khaki	○	○
● VCR-000-066	Burgundy	○	○
● VCR-000-068	Atlantic	○	○

		VersaColor S	VersaColor L
Coler			
● VCR-000-069	Bamboo	○	○
○ VCR-000-080	White	○	○
● VCR-000-081	Sky Gray	○	○
● VCR-000-082	Black	○	○
● VCR-000-083	Chateau Gray	○	
● VCR-000-101	Camellia	○	○
● VCR-000-103	Imperial Blue	○	
● VCR-000-104	Lagoon Blue	○	○
● VCR-000-105	Tropical Green	○	
● VCR-000-131	Narcissus	○	
● VCR-000-133	Seashell	○	○
● VCR-000-134	Petal Pink	○	○
● VCR-000-135	Hyacinth	○	○
● VCR-000-136	Baby Blue	○	○
● VCR-000-151	Sand Beige	○	
● VCR-000-152	Ash Rose	○	
● VCR-000-154	Bark	○	○
● VCR-000-155	Paprika	○	
● VCR-000-156	Raspberry	○	○
● VCR-000-157	Amethyst	○	○
● VCR-000-158	Lapislazuli	○	○
● VCR-000-159	Mountain Lake	○	○
● VCR-000-160	Winter Green	○	○
● VCR-000-161	Green Tea	○	○
● VCR-000-171	Pinecone	○	○
● VCR-000-172	Grape	○	○
● VCR-000-173	Neptune	○	○
● VCR-000-174	Charcoal	○	○
● VCR-000-181	Vanilla	○	
● VCR-000-182	Bisque	○	
● VCR-000-183	Cement	○	○
● VCR-000-184	Misty Mauve	○	○
● VCR-000-185	Polar Blue	○	○
● VCR-000-186	Laurel Leaf	○	○
● VCR-000-187	Sage	○	○

ULTIMATE METALLIC Inker

● UMR-10	Gold	VS-91	
● UMR-12	Silver	VS-92	
● UMR-22	Copper	V-93	
● UMR-24	Bronze	VS-94	

WHAT IS HEAT EMBOSSING?

Embossing is a process used to create raised stamped images or handwritten elements on a surface.

To achieve this effect, you will need embossing powder, embossable ink/pen and a heating tool to melt it.

To begin, stamp with embossable ink or write with a pen and sprinkle the embossing powder on top before the ink dries. Shake off any excess powder.


Next, apply heat using a heat gun, which is the most popular method.

The powder will melt and create a raised design.

HOW TO EMBOSS



Stamp the image with either the Emboss Pad or the VersaMark. Immediately sprinkle embossing powder over the stamped image and shake off any excess powder. Then, heat the image with a heat gun. When the powder is melted, the surface will become shiny. Be careful not to overheat. The trick is to apply the powder quickly before the ink dries.



Heat gun is recommended tool to melt the powder, it is also possible to use the following methods. Please be careful not to get burned during processing.

*Toaster ovens

Hold the paper with tweezers while keeping the lid open and heat it until the powder melts.

*Hot plates

To prevent powder from sticking, cover the plate surface with foil and place the paper on top of it.

*Irons

Heat it while standing, hold the paper with tweezers, and always heat it from the back side.



BRILLIANCE

Usage

PAPER Cardstock, Glossy paper, Coated paper, Tracing/Vellum paper, Photos, Leather (vegetable tanned), Wood (unfinished), Polymer clay, Shrink Plastic (plastic sheets), and terracotta.

Drying time

10-15 10-15 minutes, depending on factors such as materials, climate, and ink color.

Embossing

EMBOSSING For some types of paper, ink dries too quickly to hold embossing powder.

This water-based pigment ink is unique in that it can air-dry on glossy (coated) paper, and its colors appear particularly vibrant. The ink flows well and can even be used as paint. Additionally, it can be applied with a dauber and used on tracing/vellum paper as well.



BRILLIANCE Dew Drop
BD-000-***

- 28 colors
 - W33×D50×H22mm
 - pad size 24×39mm
- When the stamped image becomes faded, refill it with ink before the pad dries up.
- To prevent drying, please close the lid immediately after use.
- WATER

PIGMENT

AIR DRY

EMBOSSING

INKER

- BD-000-075
Pearlescent Thyme

BD-000-076
Pearlescent Chocolate

BD-000-080
Moonlight White

BD-000-082
Graphite Black
- BD-000-090
Starlite Black
**Not for the EU market*

BD-000-091
Galaxy Gold

BD-000-092
Platinum Planet

BD-000-093
Starlite Silver
- BD-000-094
Cosmic Copper

BD-000-095
Lightning Black

BD-000-096
Rocket Red Gold

BD-000-097
Crimson Copper



BRILLIANCE Dew Drop 4 pcs set
BD-100-***

- 7 varieties
- package size W144×D90×H25mm

- BD-000-011
Sunflower Yellow

BD-000-018
Mediterranean Blue

BD-000-021
Gamma Green

BD-000-023
Rocket Red

BD-000-034
Pearlescent Orchid

BD-000-036
Pearlescent Purple

BD-000-037
Pearlescent Lavender

BD-000-038
Pearlescent Sky Blue

BD-000-042
Pearlescent Lime

BD-000-053
Pearlescent Olive

BD-000-054
Coffee Bean

BD-000-055
Pearlescent Beige

BD-000-061
Pearlescent Rust

BD-000-062
Pearlescent Crimson

BD-000-063
Pearlescent Poppy
**Not for the EU market*

BD-000-064
Pearlescent Ivy

BD-000-075
Pearlescent Thyme

BD-000-076
Pearlescent Chocolate

BD-000-080
Moonlight White

BD-000-082
Graphite Black

BD-000-090
Starlite Black
**Not for the EU market*

BD-000-091
Galaxy Gold

BD-000-092
Platinum Planet

BD-000-093
Starlite Silver

BD-000-094
Cosmic Copper

BD-000-095
Lightning Black

BD-000-096
Rocket Red Gold

BD-000-097
Crimson Copper



Color	
● RB-000-011	Sunflower Yellow
● RB-000-018	Mediterranean Blue
● RB-000-021	Gamma Green
● RB-000-023	Rocket Red
● RB-000-082	Graphite Black
● RB-000-034	Pearl Orchid
● RB-000-036	Pearl Purple
● RB-000-037	Pearl Lavender
● RB-000-038	Pearl Sky Blue
● RB-000-042	Pearl Lime
● RB-000-053	Pearlescent Olive
● RB-000-054	Coffee Bean
● RB-000-055	Pearl Beige
● RB-000-061	Pearlescent Rust
● RB-000-062	Pearl Crimson
● RB-000-063	Pearlescent Poppy <i>*Not for the EU market</i>
● RB-000-064	Pearl Ivy
● RB-000-075	Pearlescent Thyme
● RB-000-076	Pearlescent Chocolate
○ RB-000-080	Moonlight White
● RB-000-090	Starlite Black <i>*Not for the EU market</i>
● RB-000-091	Galaxy Gold
● RB-000-092	Platinum Planet
● RB-000-093	Starlite Silver
● RB-000-094	Cosmic Copper
● RB-000-095	Lightning Black
● RB-000-096	Rocket Red Gold
● RB-000-097	Crimson Copper

- 11 18 23 82

BD-100-001
Basics
- 34 36 37 38

BD-100-002
Jewel Tone
- 53 54 64 80

BD-100-003
Earth Tone
- 55 61 62 63

BD-100-004
Painter's Palette
**Not for the EU market*
- 90 95 96 97

BD-100-005
Two-Tone
**Not for the EU market*
- 91 92 93 94

BD-100-006
Planetarium
- 21 42 75 76

BD-100-007
Tree House

BRILLIANCE

Usage

PAPER

Cardstock, Glossy paper, Coated paper, Tracing/Vellum paper, Photos, Leather (vegetable tanned), Wood (unfinished), Polymer clay, Shrink Plastic (plastic sheets), and terracotta.

Drying time

10-15分

10-15 minutes, depending on factors such as materials, climate, and ink color.

Embossing

EMBOSSING

For some types of paper, ink dries too quickly to hold embossing powder.

This water-based pigment ink is unique in that it can air-dry on glossy (coated) paper, and its colors appear particularly vibrant. The ink flows well and can even be used as paint. Additionally, it can be applied with a dauber and used on tracing/vellum paper as well.



BRILLIANCE L
BR-000-***

- 34 colors
- W99×D68×H19mm
- pad size 76×47mm

- When the stamped image becomes faded, refill it with ink before the pad dries up.
- To prevent drying, please close the lid immediately after use.



Inkers are on page 23

BR-000-074
Pearl Ice Blue

BR-000-075
Pearlescent Thyme

BR-000-076
Pearlescent Chocolate

BR-000-080
Moonlight White

BR-000-082
Graphite Black

BR-000-090
Starlite Black
**Not for the EU market*

BR-000-091
Galaxy Gold

BR-000-092
Platinum Planet

BR-000-093
Starlite Silver

BR-000-094
Cosmic Copper

BR-000-095
Lightning Black

BR-000-096
Rocket Red Gold

BR-000-097
Crimson Copper



BRILLIANCE L Multi-Color
BR-003-***

- 3 varieties
- W99×D68×H19mm
- pad size 76×47mm



30 31 32
BR-003-302
Aurora

34 36 37
BR-003-303
Twilight

38 41 42
BR-003-304
Peacock

VersaMagic

Usage

PAPER

Cardstock, Glossy paper, Coated paper, Tracing/Vellum paper, Photos, Leather (vegetable tanned), Wood (unfinished), Polymer clay, Shrink Plastic (plastic sheets), and terracotta.

Drying time

10-15分

10-15 minutes, depending on factors such as materials, climate, and ink color.

Embossing

EMBOSSING

For some types of paper, ink dries too quickly to hold embossing powder.

This water-based pigment ink is also unique in that it can air-dry on glossy (coated) paper, matt finish. The ink flows well and can even be used as paint. This ink is suitable for thin paper such as notebooks because it does not bleed through.



VersaMagic L
VG-000-***

- 41 colors
- W99×D68×H19mm
- pad size 76×47mm

- When the stamped image becomes faded, refill it with ink before the pad dries up.
- To prevent drying, please close the lid immediately after use.



VG-000-052
Jumbo Java

VG-000-053
Red Brick

VG-000-056
Night Sky

VG-000-057
Ocean Depth

VG-000-060
Tea Leaves

VG-000-061
Pumpkin Spice

VG-000-071
Sugarcane

VG-000-072
Sahara Sand

VG-000-075
Pink Petunia

VG-000-076
Malted Mauve

VG-000-079
Oasis Green

VG-000-080
Aloe Vera

VG-000-083
Sage

VG-000-091
Midnight Black

VG-000-092
Cloud White

VG-000-054
Perfect Plumeria

VG-000-055
Purple Hydrangea

VG-000-058
Hint Of Pesto

VG-000-059
Spanish Olive

VG-000-062
Gingerbread

VG-000-063
Eggplant

VG-000-073
Sierra Vista

VG-000-074
Pink Grapefruit

VG-000-077
Aspen Mist

VG-000-078
Aegean Blue

VG-000-081
Niagara Mist

VG-000-082
Wheat

VersaMagic
Inker



VersaMagic Inker
RG-000-***

- 36 colors
- φ28×H72mm
- capacity 20ml

Color	
● RG-000-011	Mango Madness
● RG-000-012	Red Magic
● RG-000-015	Turquoise Gem
● RG-000-031	Thatched Straw
● RG-000-033	Persimmon
● RG-000-034	Pixie Dust
● RG-000-035	Spring Pansy
● RG-000-036	Pretty Petunia
● RG-000-037	Sea Breeze
● RG-000-038	Aquatic Splash
● RG-000-039	Key Lime
● RG-000-052	Jumbo Java
● RG-000-053	Red Brick
● RG-000-054	Perfect Plumeria
● RG-000-055	Purple Hydrangea
● RG-000-056	Night Sky
● RG-000-057	Ocean Depth
● RG-000-058	Hint Of Pesto
● RG-000-059	Spanish Olive
● RG-000-060	Tea Leaves
● RG-000-061	Pumpkin Spice
● RG-000-062	Gingerbread
● RG-000-063	Eggplant
● RG-000-072	Sahara Sand
● RG-000-074	Pink Grapefruit
● RG-000-075	Pink Petunia
● RG-000-076	Malted Mauve
● RG-000-077	Aspen Mist
● RG-000-078	Aegean Blue
● RG-000-079	Oasis Green
● RG-000-080	Aloe Vera
● RG-000-081	Niagara Mist
● RG-000-082	Wheat
● RG-000-083	Sage
● RG-000-091	Midnight Black
○ RG-000-092	Cloud White

VersaMagic

Usage

PAPER

Cardstock, Glossy paper, Coated paper, Tracing/Vellum paper, Photos, Leather (vegetable tanned), Wood (unfinished), Polymer clay, Shrink Plastic (plastic sheets), and terracotta.

Drying time

10-15 分

10-15 minutes, depending on factors such as materials, climate, and ink color.

Embossing

EMBOSSING

For some types of paper, ink dries too quickly to hold embossing powder.

This water-based pigment ink is also unique in that it can air-dry on glossy (coated) paper, matt finish. The ink flows well and can even be used as paint. This ink is suitable for thin paper such as notebooks because it does not bleed through.



VersaMagic Dew Drop
GD-000- ***

- 36 colors
 - W33×D50×H22mm
 - pad size 24×39mm
- When the stamped image becomes faded, refill it with ink before the pad dries up.
 - To prevent drying, please close the lid immediately after use.
- WATER

PIGMENT

AIR DRY

EMBOSSING

INKER



VersaMagic Dew Drop
4 pcs set
GD-100- ***

- 9 varieties
- package size W144×D90×H25mm



VersaMagic Dew Drop
12 pcs set
GD-012- ***

- 2 varieties
- package size W215×D155×H28mm

91 12 74 11

60 58 15 57

56 55 54 52

GD-012-001
Happy Days

92 72 34 75

31 33 80 79

38 37 35 36

GD-012-002

Inkers are on page 25

GD-000-011 Mango Madness	GD-000-012 Red Magic	GD-000-015 Turquoise Gem	GD-000-031 Thatched Straw
GD-000-033 Persimmon	GD-000-034 Pixie Dust	GD-000-035 Spring Pansy	GD-000-036 Pretty Petunia
GD-000-037 Sea Breeze	GD-000-038 Aquatic Splash	GD-000-039 Key Lime	GD-000-052 Jumbo Java
GD-000-053 Red Brick	GD-000-054 Perfect Plumeria	GD-000-055 Purple Hydrangea	GD-000-056 Night Sky
GD-000-057 Ocean Depth	GD-000-058 Hint Of Pesto	GD-000-059 Spanish Olive	GD-000-060 Tea Leaves
GD-000-061 Pumpkin Spice	GD-000-062 Gingerbread	GD-000-063 Eggplant	GD-000-072 Sahara Sand
GD-000-074 Pink Grapefruit	GD-000-075 Pink Petunia	GD-000-076 Malted Mauve	GD-000-077 Aspen Mist
GD-000-078 Aegean Blue	GD-000-079 Oasis Green	GD-000-080 Aloe Vera	GD-000-081 Niagara Mist
GD-000-082 Wheat	GD-000-083 Sage	GD-000-091 Midnight Black	GD-000-092 Cloud White

34 35 37 80

GD-100-001
Pretty Pastel

54 55 59 78

GD-100-002
Jewel Box

11 33 39 74

GD-100-003
Fruit Cocktail

15 53 56 62

GD-100-004
Southwest

38 57 77 79

GD-100-005
Seashore

72 81 82 83

GD-100-006
Four Corners

36 60 75 76

GD-100-007
Flower Pot

52 58 61 63

GD-100-008
Harvest

12 31 91 92

GD-100-009
Clowning Around



Stackable case with color labels on the sides.

VersaCraft

Usage

FABRIC & MORE

PAPER

Fabric, Wood, Cardstock, Washi, Leather (vegetable-tanned), unglazed pottery (terracotta).

Drying time

15

min

To set the heat for permanency, hold heat for 15 seconds or longer. The temperature required depends on the material.

Embossing

EMBOSSING

△

Available on paper.

Perfect for fabric painting. It can be washed if heat set. Also, can be used on wood, leather, shrink plastic and more..



- When using on fabric, make sure to apply heat using an iron or a similar tool over a damp cloth. It is recommended to apply heat for 15 seconds at the appropriate temperature for the fabric. However, if the temperature is lower than the cotton setting, washing durability may decrease.
- After heat-setting, the ink hardly fades even after washing (however, it depends on the material and accuracy of the procedure).
- For unpainted wood and unglazed pottery, dry with a dryer.
- The ink can be removed with water before drying, but some color may remain.

Guidelines for Fabric Suitability						
	COTTON	LINEN	SILK	RAYON	POLYESTER	NYLON
stamping performance	✓	✓	✓	✓	✓	✓
water resistance	✓	✓	✓	✓	✓	✓
washing resistance	✓	✓	✓	△	x	x



VersaCraft L VK-000-***

- 33 colors
- W96×D63×H20mm
- pad size 76×47mm

WATER

PIGMENT

AIR DRY

HEAT SET

EMBOSSING

INKER

Inkers are on page 30

VK-000-111

Lemon Yellow

VK-000-112

Tangerine

VK-000-114

Poppy Red

VK-000-115

Cherry Pink

VK-000-116

Peony Purple

VK-000-118

Ultramarine

VK-000-119

Cerulean Blue

VK-000-121

Emerald

VK-000-122

Spring Green

VK-000-125

Garnet

VK-000-131

Maize

VK-000-132

Apricot

VK-000-133

Rose Pink

The back label is only available in Japanese.

VK-000-134

Bubble Gum

VK-000-136

Wisteria

VK-000-137

Pale Lilac

VK-000-141

Kiwi

VK-000-142

Baby Blue

VK-000-152

Sand

VK-000-139

Pale Aqua

VK-000-153

Autumn Leaf

VK-000-154

Chocolate

VK-000-156

Brick

VK-000-157

Ash Rose

VK-000-161

Burgundy

VK-000-162

Midnight

VK-000-163

Forest

VK-000-165

Pine

VK-000-180

White

VK-000-181

Cool Gray

VK-000-182

Real Black



VersaCraft S VK-SML-***

- 35 colors
- W34×D34×H20mm
- pad size 24×24mm

WATER

PIGMENT

AIR DRY

HEAT SET

EMBOSSING

INKER

Inkers are on page 30

VK-SML-111

Lemon Yellow

VK-SML-112

Tangerine

VK-SML-114

Poppy Red

VK-SML-115

Cherry Pink

VK-SML-116

Peony Purple

VK-SML-118

Ultramarine

VK-SML-119

Cerulean Blue

VK-SML-121

Emerald

VK-SML-122

Spring Green

VK-SML-125

Garnet

VK-SML-131

Maize

VK-SML-132

Apricot

VK-SML-133

Rose Pink

The back label is only available in Japanese.

VK-SML-134

Bubble Gum

VK-SML-136

Wisteria

VK-SML-137

Pale Lilac

VK-SML-141

Kiwi

VK-SML-140

Mint Green

The back label is only available in Japanese.

VK-SML-139

Pale Aqua

VK-SML-152

Sand

VK-SML-153

Autumn Leaf

VK-SML-154

Chocolate

VK-SML-142

Baby Blue

VK-SML-157

Ash Rose

VK-SML-158

Sky Mist

VK-SML-160

Celadon

VK-SML-156

Brick

VK-SML-161

Burgundy

VK-SML-162

Midnight

VK-SML-163

Forest

VK-SML-165

Pine

VK-SML-180

White

VK-SML-181

Cool Gray

VK-SML-182

Real Black

VersaCraft

Usage

FABRIC & MORE

PAPER

Fabric, Wood, Cardstock, Washi, Leather (vegetable-tanned), unglazed pottery (terracotta).

Drying time

15 秒

To set the heat for permanency, hold heat for 15 seconds or longer. The temperature required depends on the material.

Embossing

EMBOSSING


Available on paper.

Perfect for fabric painting. It can be washed if heat set. Also, can be used on wood, leather, shrink plastic and more..




VersaCraft Multi-Color
VK- ***

- 6 varieties
- W115×D79×H20mm
- pad size 89×54mm



VK-601
Vivid
The back label is only available in Japanese.

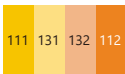


VK-603
Taffy
The back label is only available in Japanese.



VersaCraft Multi-Color
VK- ***


- 6 varieties
- W96×D63×H20mm
- pad size 76×47mm



VK-401
Yellow Shade
The back label is only available in Japanese.



VK-402
Pink Shade
The back label is only available in Japanese.




VK-403
Purple Shade
The back label is only available in Japanese.



VK-404
Blue Shade
The back label is only available in Japanese.



VK-405
Green Shade
The back label is only available in Japanese.



VK-406
Brown Shade
The back label is only available in Japanese.

MEMENTO LUXE

Usage

FABRIC & MORE

PAPER

Fabric, Wood, Cardstock, Washi, Leather (vegetable-tanned), unglazed pottery (terracotta).

Drying time

15 秒

To set the heat for permanency, hold heat for 15 seconds or longer. The temperature required depends on the material.

Embossing

EMBOSSING

Available on paper, vellum, metal.

Compatible with Memento and Memento marker colors (although not all colors), ideal for mixed media. Perfect for fabric painting. It can be washed if heat set. Also, can be used on wood, leather, shrink plastic and more..



MEMENTO LUXE
ML-000- ***

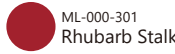
- 24 colors
- W99×D68×H19mm
- pad size 76×47mm



ML-000-100
Dandelion



ML-000-201
Morocco



ML-000-301
Rhubarb Stalk



ML-000-302
Love Letter



ML-000-400
Rose Bud



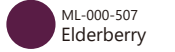
ML-000-404
Angel Pink



ML-000-501
Lilac Posies



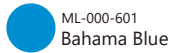
ML-000-506
Sweet Plum



ML-000-507
Elderberry



ML-000-600
Danube Blue



ML-000-601
Bahama Blue



ML-000-602
Teal Zeal



ML-000-607
Natutical Blue



ML-000-703
Pear Tart



ML-000-706
Pistachio



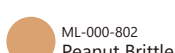
ML-000-708
Olive Grove



ML-000-709
Northern Pine



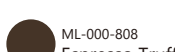
ML-000-800
Rich Cocoa



ML-000-802
Peanut Brittle



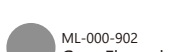
ML-000-805
Toffee Crunch



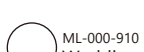
ML-000-808
Espresso Truffle



ML-000-900
Tuxedo Black



ML-000-902
Gray Flannel



ML-000-910
Wedding Dress

VersaCraft
Inker



VersaCraft Inker
RK-000- ***

- 32 colors
- Φ32×H85mm
- capacity 30ml

Color		Color	
● RK-000-111	Lemon Yellow	● RK-000-141	Kiwi
● RK-000-112	Tangerine	● RK-000-142	Baby Blue
● RK-000-114	Poppy Red	● RK-000-152	Sand
● RK-000-115	Cherry Pink	● RK-000-153	Autumn Leaf
● RK-000-116	Peony Purple	● RK-000-154	Chocolate
● RK-000-118	Ultramarine	● RK-000-156	Brick
● RK-000-119	Cerulean Blue	● RK-000-157	Ash Rose
● RK-000-121	Emerald	● RK-000-158	Sky Mist
● RK-000-122	Spring Green	● RK-000-160	Celadon
● RK-000-125	Garnet	● RK-000-161	Burgundy
● RK-000-131	Maize	● RK-000-162	Midnight
● RK-000-132	Apricot	● RK-000-163	Forest
● RK-000-134	Bubble Gum	● RK-000-165	Pine
● RK-000-136	Wisteria	○ RK-000-180	White
● RK-000-137	Pale Lilac	● RK-000-181	Cool Gray
● RK-000-139	Pale Aqua	● RK-000-182	Real Black

Inker



MEMENTO LUXE
Inker

RL-000- ***

- 24 colors
- Φ24×H66mm
- capacity 15ml

Color	
● RL-000-100	Dandelion
● RL-000-201	Morocco
● RL-000-301	Rhubarb Stalk
● RL-000-302	Love Letter
● RL-000-400	Rose Bud
● RL-000-404	Angel Pink
● RL-000-501	Lilac Posies
● RL-000-506	Sweet Plum
● RL-000-507	Elderberry
● RL-000-600	Danube Blue
● RL-000-601	Bahama Blue
● RL-000-602	Teal Zeal
● RL-000-607	Natutical Blue
● RL-000-703	Pear Tart
● RL-000-706	Pistachio
● RL-000-708	Olive Grove
● RL-000-709	Northern Pine
● RL-000-800	Rich Cocoa
● RL-000-802	Peanut Brittle
● RL-000-805	Toffee Crunch
● RL-000-808	Espresso Truffle
● RL-000-900	Tuxedo Black
● RL-000-902	Gray Flannel
○ RL-000-910	Wedding Dress

FOR FABRIC

VersaCraft

VersaCraft
Multi Color

MEMENTO LUXE

Fabrico Marker

All Purpose Ink

Radiant Neon
Amplify!

ERASABLE
FABRIC INK

Fabrico Markers

Usage



Fabric, Wood, Cardstock, Washi, Leather (vegetable-tanned), unglazed pottery (terracotta).

Drying time



To set the heat for permanency, hold heat for 15 seconds or longer. The temperature required depends on the material.



Fabrico Marker FAM-***

- 35 colors
- φ12×W171mm

- When using on fabric, make sure to apply heat using an iron or a similar tool over a damp cloth. It is recommended to apply heat for 15 seconds at the appropriate temperature for the fabric. However, if the temperature is lower than the cotton setting, washing durability may decrease.
- After heat-setting, the ink hardly fades even after washing (however, it depends on the material and accuracy of the procedure).
- For unpainted wood and unglazed pottery, dry with a dryer.
- The ink can be removed with water before drying, but some color may remain.
- Please store the Fabrico Marker horizontally to avoid the ink color from separating.



FAM-106 Lipstick Pink	FAM-110 Green Apple	FAM-111 Lemon Yellow
FAM-112 Tangerine	FAM-114 Poppy Red	FAM-115 Cherry Pink
FAM-116 Peony Purple	FAM-118 Ultramarine	FAM-119 Cerulean Blue
FAM-120 Tropical Lagoon	FAM-121 Emerald	FAM-122 Spring Green
FAM-125 Garnet	FAM-132 Apricot	FAM-134 Bubble Gum
FAM-136 Wisteria	FAM-137 Pale Lilac	FAM-139 Pale Aqua
FAM-141 Kiwi	FAM-142 Baby Blue	FAM-152 Sand
FAM-153 Autumn Leaf	FAM-154 Chocolate	FAM-155 Truffle
FAM-156 Brick	FAM-157 Ash Rose	FAM-158 Sky Mist
FAM-160 Celadon	FAM-161 Buegundy	FAM-162 Midnight
FAM-163 Forest	FAM-165 Pine	FAM-167 Pea Pod
FAM-181 Cool Gray	FAM-182 Real Black	



DUAL TIPS

The usage is the same as VersaCraft. The pen tip is a convenient twin type.



Fabrico Marker 6 pcs set FAM-***

- 6 varieties
- package size W173×D72×H13mm

FAM-6S Standard Set					
FAM-6P Pastel Set					
FAM-6SB Sorbet					
FAM-6L Landscape					
FAM-6G Gemstones					
FAM-6A Arboretum					

ALL-PURPOSE INK

Usage



Fabric, Wood, Cardstock, Washi, Leather (vegetable-tanned), unglazed pottery (terracotta). Can be air dried.

Drying time



To set the heat for permanency, hold heat for 15 seconds or longer. The temperature required depends on the material.

This liquid ink features vivid colors and can be used without becoming stiff on fabric, making it a great choice for coloring quilt works and other projects.



ALL-PURPOSE INK API-***

- 39 colors
- φ32×H40mm
- capacity 15ml



ALL-PURPOSE INK Metallic API-***

- 6 colors
- φ32×H40mm
- capacity 15ml

- For best results when using Fantastix, we highly recommend soaking the tip of the Fantastix in the jar for a few seconds to absorb an appropriate amount of ink. Then, use it to draw or write.
- If using on fabric, be sure to heat set with an iron. For other materials, please assess whether it is appropriate to apply heat depending on the material.



FANTASTIX BRUSH FANTASTIX BULLET

Great to use with All-Purpose ink. For additional details, please refer to page 38.

API-007 Thistle	API-010 Green Apple	API-011 Lemon Yellow	API-012 Tangerine
API-014 Poppy Red	API-015 Cherry Pink	API-016 Peony Purple	API-018 Ultramarine
API-019 Cerulean Blue	API-020 Tropical Lagoon	API-021 Emerald	API-022 Spring Green
API-033 Rose Pink	API-036 Wisteria	API-038 Sky Blue	API-040 Mint Green
API-052 Sand	API-053 Autumn Leaf	API-054 Chocolate	API-055 Truffle
API-057 Ash Rose	API-058 Sky Mist	API-060 Celadon	API-061 Burgundy
API-062 Midnight	API-063 Forest	API-066 Thyme	API-070 * Vegas Gold Metallic
API-071 * Platinum Metallic	API-072 * Frost White Metallic	API-073 * Bright Copper Metallic	API-074 * Champagne Mist Metallic
API-076 * ROSE GORD Metallic	API-080 * White	API-081 Cool Gray	API-082 Real Black
API-090 * Banana Cream	API-091 Black Iris	API-092 Red Delicious	API-093 Blue Bayou
API-094 Heritage Pine	API-095 * Tuscan Beige	API-096 * Orchid Odyssey	API-097 Sedona Clay
API-098 Vintage Wine			

* Colors that are not suitable for glass pens and dipping pens.

FOR FABRIC

VersaCraft

VersaCraft
Multi Color

MEMENTO LUXE

Fabrico Marker

All Purpose Ink

Radiant Neon
Amplify!

ERASABLE
FABRIC INK

Radiant Neon Amplify!

Usage

FABRIC & MORE

PAPER

For heat-resistant materials such as paper, cloth, metal, and wood.

Drying time

15 秒

Heating for over a few minutes is recommended after 3 hours of drying. The duration may vary depending on factors such as the amount of ink applied, the material used, and the weather conditions.

Fun ink that can be drawn, heated, and puffs up.



Radiant Neon Amplify! Ink

NR-AMP-**

- 2 colors
- φ22×H109mm
- capacity 25ml



- When using ink, draw straight from the nozzle tip or apply it with a tool like a sponge dauber, and allow it to dry thoroughly.
- To achieve a beautiful rise, heat it with a heat gun.
- If you are using an iron to make it rise, apply heat to the back side in a dry setting. Do not touch the ink directly.

ERASABLE FABRIC INK

Usage

FABRIC & MORE

Fabric

Drying time

3-5 分

A few seconds (cotton). Varies depending on factors such as materials and climate.

Ideal for stamping as a blueprint when embroidering on fabric



Can be washed away with water.

ERASABLE FABRIC INK

ER-000

- W99×D68×H19
- pad size 76×47mm



- Pretest with scraps.
- You can remove the stamped image by wetting the fabric or washing it with water.
- To ensure even coverage, please lightly tap the ink onto the stamp without pressing it down.
- Clean the stamp surface with a wet cloth after use.
- The color may not be vivid on dark fabric.

The Essential Glue Pad

Usage

PAPER

Glossy paper Cardstock

Drying time

15-60 分

Approximately 15 minutes with absorbent paper and around 60 minutes with less absorbent paper to dry, although this may vary depending on the material, climate, and other conditions.

Gold leaf, glitter, and powder can be used to achieve the appearance of a stamp. These materials are easy to use and do not require heat.



The Essential Glue Pad

GP-000-002

- 1 color
- package size W138×D70×H20mm
- pad size 76×47mm
- Glue 15ml
- Pad & Glue set with clear case



- Gold leaf, powder, and glitter can be used to embellish a stamp design.
- Once dried, it will become colorless and transparent.
- Heating is not necessary. Air drying is recommended.
- For non-absorbent materials, please leave for 2-3 days or dry with a hair dryer, etc. (for heat-resistant materials).
- Once the glue has dried slightly, place the metallic leaf onto it. Then, cover it with a piece of paper and press down. Wait a few moments before gently removing any excess with a brush.
- Be sure to test whether the material to be used will adhere before use.
- Before use, ensure to test whether the material to be used will adhere properly.
- For the best results, use extra-fine glitter. Larger granules can be harder to adhere.
- High absorbent paper is not recommended because it is not sticky enough to adhere the gold leaf, etc.
- The pad hardens when it dries out. If this happens, soak it in water, rinse off the glue, and let it dry completely before replenishing the glue.
- To prevent drying out, close the lid immediately after use. When storing, close both the inner and outer lids. It is convenient to adhere the inner and outer lids together.
- Please use dedicated glue for refilling.

Usage:

- First, apply the necessary amount of glue to the pad according to the size of the stamp. There is no need to apply it every time.
- To apply the gold leaf, place it on the stamped area. Then, put a piece of paper on top and press down with a sponge or similar tool. Wait a bit and let it dry before gently removing any excess leaf with a brush.



To use the glue pad, start by dispensing an appropriate amount of glue and spreading it evenly across the pad.

Next, stamp onto the desired surface to transfer the glue.

Once the glue has been transferred, sprinkle glitter onto the stamped area and allow it to dry. Finally, remove any excess powder for a clean finish.

Gold leafing with stamp

To create a stamped image with a finish similar to gold leaf, follow these steps:

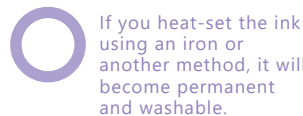
1. Apply glue evenly then stamp on to the paper.
2. Use a tool such as tweezers to press the leaf onto the stamped image to prevent static electricity.
3. After the glue is dry, remove any excess leaf with a brush.



Washable or not?

Inks that can be used for fabric

Depends on the fabric



If you heat-set the ink using an iron or another method, it will become permanent and washable.

VersaCraft
Fabrico Marker
All Purpose Ink



It may come off in the wash with some kind of fabric.

StazOn Pigment
StazOn Opaque
StazOn(may bleed)
StazOn Midi(may bleed)



Do not wash as the color fade when washed.

VersaFine Clair
VersaFine
Delicata
VersaMagic
Brilliance



Usage

PAPER

Cardstock
Glossy paper (coated paper)
Tracing vellum paper

Drying time

20-30 秒

Apply heat until the powder melts (using a heat gun for about 20-30 seconds). Note that the heating time may vary depending on the amount of powder used and the equipment used.

The finished surface has a raised, glossy appearance, providing an easy and luxurious finish.



- To create a raised, glossy surface that adds a luxurious touch to your work, use ink suitable for embossing or write with an emboss pen, then sprinkle embossing powder over the stamped or written area and heat it.
- Use clear powder with colored ink.
- Opaque powder can be used with any ink, but we recommend using a dedicated EMBOSS stamp pad, a clear EMBOSS pen, or VersaMark (see page 37)
- Apply the powder liberally, then brush off any excess powder that remains on areas other than the stamped image and return it to the bottle.
- We recommend using a heat gun, but you can also use a hot plate with aluminum foil (be careful not to get powder on the plate) or oven toaster.
- Be careful not to burn yourself during the process. Embossing cannot be done on fabric, and a hair dryer cannot be used for embossing.



EMBOSSEMENT STAMP PAD SEM-C

- 1 colors
- W99×D68×H19mm
- pad size 76×47mm



EMBOSSEMENT STAMP PAD SEM-T

- 1 colors
- W99×D68×H19mm
- pad size 76×47mm



This is an embossing stamp pad designed for use with opaque embossing powder. The ink is tinted with a faint pink color to improve visibility.

EMBOSSEMENT STAMP PAD Inker SEMR-C

- 1 colors
- φ24×H66mm
- capacity 15ml



EMBOSSEMENT STAMP PAD Inker SEMR-T

- 1 colors
- φ24×H66mm
- capacity 15ml



- EM-57 Real Black
- EM-81 Clear

EMBOSSEMENT Pen EM-**

- 2 colors
- φ12×W171mm



TWIN TIPS



Please store horizontal-ly. Storing vertically may cause the ink to not come out properly.



- EM2-57 Real Black
- EM2-81 Clear

EMBOSSEMENT Pen II EM2-**

- 2 colors
- φ12×W171mm



VersaMark

Usage

PAPER

Cardstock
Glossy paper
Coated paper

Drying time

5-10 分

The drying time may vary from 5 to 10 minutes, depending on the quality and type of thin paper, the material being used, and the climate conditions.

Embossing

EMBOSSING

The powder adheres well and is optimal.

With just one step stamping, this colorless and transparent ink can create watermarks or double tones. Additionally, it can be combined with other inks or powders to achieve a variety of effects.



This ink can be used in combination with other inks and art materials to create various application techniques.

- Double tone: Stamp on the paper to create a double tone effect by making the stamped area darker (may vary depending on the paper quality).
- Watermark effect: You can create a "watermark" effect on thin white paper.
- Adding powder: Its stickiness allows chalk powder, pearl powder, and other powders to adhere well. It's effective to apply it with a brush to blend it.
- Resist: You can create a white image by using it with water-soluble dye ink like Memento on glossy paper.
- Before using the stamp, make sure to clean off any ink or dust residue.
- After use, completely remove the ink with a stamp cleaner.
- If the pad gets dirty, wipe the dirty area with kitchen paper or a similar material, and then add ink.



Double tone (gradation pattern)



VersaMark L VM

- 1 colors
- W96×D63×H20mm
- pad size 76×47mm



VersaMark S VMS

- 1 colors
- W34×D34×H20mm
- pad size 24×24mm



VersaMark Inker RM-000-001

- φ24×H66 mm
- capacity 15ml



VersaMarker Pen VMP

- 1 colors
- φ12×W171mm



VersaMark Dazzle



VM-000-002 Frost



VM-000-003 Champagne

The sparkle of the Dazzle effect varies depending on the quality of the paper. The key is to apply plenty of ink. Remember to refill the ink frequently.

VersaMark Dazzle VM-000-***

- 2 colors
- W96×D63×H20mm
- pad size 76×47mm



RM-000-002 Frost



RM-000-003 Champagne

VersaMark Dazzle Inker RM-000-***

- 2 colors
- φ24×H66mm
- capacity 15ml

Stamp Accessories

Tools to expand the world of stamp art even further.

sponge dauber



Can be used by putting it on your finger.



Sponge Dauber 3pcs set (no cap)
SP-SB

- package size W56×D20×H62mm
- dauber size Φ18×H31mm
- sponge size Φ16mm



UNINKED FOAM PAD
UFP

- W99×D68×H19mm
- pad size 76×47mm

Create a custom inkpad with your favorite inker colors from StazOn Opaque, Delicata, VersaColor, Brilliance, VersaMagic, VersaCraft, or MEMENTO LUXE.

fantastix



fantastix - BRUSH Tip - 100 PC
FX-100BR

- Φ8×H110mm
- with cap

fantastix - BULLET Tip - 100 PC
FX-100BL

- Φ8×H110mm
- with cap



Perfect for coloring with all-purpose ink. *Please refer to page 33 for details.

fantastix - BRUSH Tip - 100 PC
FX-100BR

- Φ8×H110mm
- with cap

fantastix - BULLET Tip - 100 PC
FX-100BL

- Φ8×H110mm
- with cap

STAMP CLEANER
SCL-56

- Φ36×H100mm
- capacity 56ml



HOW TO USE CLEANER

(StazOn Cleaner / Stamp Cleaner - commonly used)

- After using ink, apply cleaner directly to the rubber stamp surface and wipe it off with a cloth. Alternatively, apply a cloth containing cleaner to the stamp surface to remove the ink. If the ink is difficult to remove, wait a little while before wiping it off.
- After using StazOn cleaner, be sure to rinse it off with water.

STAMP CLEANER
SCL-56

- Φ36×H100mm
- capacity 56ml

REUSABLE CLING SHEET

TACK'N PEEL



TACK 'N PEEL
TP-000-001

- package size W108×D2×H192mm
- sheet W102×D1×H165mm

Care, Storage, and Precautions

- If the adhesive strength weakens due to dust or other factors, simply wash the Tack N' Peel with water. The adhesive strength will return if left to air dry (do not wipe with a towel or paper).
- After use, remove the stamp and replace the transparent film. Leaving stamps attached can make them difficult to remove. You can use other films as substitutes.
- If stamps become difficult to remove, soaking them in water can help release them.
- Ink can be washed off with water, but occasionally the color may not come off completely.
- Clear stamps and cling stamps can be difficult to remove when attached to Tack 'n Peel. In this case, use them directly on acrylic and soak them in water if they become difficult to remove.
- Great for use with clear or cling stamps that have reduced adhesive strength and are no longer sticky.
- Solvent-based ink, such as StazOn, may damage the adhesive strength.
- If the adhesive strength is lost, replace the Tack N Peel.

Ideal for UM (unmounted rubber stamp) !

This is a transparent, reusable adhesive sheet with a moderate amount of elasticity. It is convenient, easy to use, cost-effective, and space-saving. One side of the sheet is less adhesive (the transparent film is not adhesive), while the other side (the yellow paper side) is a high-polymer sheet with strong adhesive properties.

What is UM (unmounted rubber stamp) ?

Unmounted rubber stamps are a new style of stamp that consist only of the rubber face. They are space-saving, easy to maintain, and economical. They can be easily used with Tack 'n Peel.

HOW TO USE



To use Tack N' Peel, peel off the yellow backing sheet and place the acrylic block to the edge. Trim any excess using scissors or a craft knife.



Trim any excess using scissors or a craft knife. If there is any excess Tack N' Peel, return it to the yellow backing sheet.



Use scissors to trim the unmounted rubber stamp for each image.



To stamp, first remove the transparent film from the Tack N' Peel and place the UM (unmounted rubber stamp) onto it.



After use, remove the UM, clean it, and store it properly.



We recommend to have several size of acrylic blocks with Tack N' Peel to match the size of the stamp for convenience and versatility.


OTHER IDEAS



You can create custom stamps by using die-cut foam sheets and a variety of materials.



Air caps, food wraps, non-slip sheets, and other materials can also be used as unique stamping materials.



Leftover sheets can be used for storing UM and other items.















Tips:
Tack 'n Peel can also be used on the rubber side of UM, not just acrylic. This will create a peelable stamp (attach the yellow paper to the rubber surface, and cut it to the same size as the image).

How to Choose Ink / Classification of Inks









How to Choose Ink

USAGE	INK NAME	DESCRIPTION
FABRIC	VersaCraft MEMENTO LUXE All Purpose Ink Radiant Neon Amplify !	Washable after heat set.
	StazOn PIGMENT StazOn Opaque	Washable. (heat set not necessary)
	VersaFine CLAIR , Delicarta	Not washable.
	ERASABLE FABRIC INK	Wash off with water.
PLASTIC / METAL GRASS / POTTERY VINYL	StazOn StazOn PIGMENT StazOn Opaque StazOn METALLIC	Might be damaged when scratched.
LEATHER	StazOn StazOn PIGMENT StazOn Opaque StazOn METALLIC	
	VersaCraft MEMENTO LUXE	Nubuck leather only. Heat set necessary.
SHRINK PLASTIC	all StazOn family Brilliance VersaMagic VersaCraft MEMENTO LUXE	Heat set required.
WOOD	UN- COATED Delicarta Brilliance VersaMagic VersaCraft MEMENTO LUXE Fabrico Marker All Purpose Ink	
	COATED BOTH COATED OR UN- COATED StazOn (all kind) StazOn PIGMENT StazOn Opaque StazOn METALLIC Radiant Neon Amplify !	
POROUS PAPER	StazOn (all kind) VersaFine CLAIR VersaFine MEMENTO MEMENTO Marker Delicarta VersaColor Brilliance VersaMagic VersaCraft MEMENTO LUXE Fabrico Marker All Purpose Ink Radiant Neon Amplify ! The Essential Glue Pad VersaMark	

Classification of Inks

	 water based		 oil based	 solvent based
	air dry	permeation dry	permeation dry	air dry
 pigment ink	 Delicarta Brilliance VersaMagic	 VersaColor	 VersaFine CLAIR VersaFine	 StazOn PIGMENT
	 VersaCraft MEMENTO LUXE Fabrico Marker All Purpose Ink			 StazOn METALLIC StazOn Opaque
 dye ink	 MEMENTO Marker	 MEMENTO		 StazOn StazOn Midi

List of Product Usage

◎ Excellent ○ Good △ Maybe × Not recommended ▲ Might be bleeding E Heat embossing required																							
CATEGORY	 water based												 oil based		 solvent based		others						
	 pigment ink								 dye ink		 pigment ink		 pigment ink		 dye ink								
PRODUCTS NAME	VersaCraft	Fabrico Marker	All-Purpose Ink	VersaColor	MEMENTO LUXE	VersaMagic	Brilliance	Delicata	Radiant Neon Amplify! Ink	Memento	Memento Marker	VersaFine CLAIR	VersaFine	StazOn Pigment	StazOn Metallic	StazOn Opaque	StazOn	The Essential Glue Pad	VersaMark	VersaMarker	EMBOSSING STAMP PAD	Emboss Pen	
The corresponding page	P28	P32	P33	P18	P31	P25	P22	P16	P34	P12	P15	P10	P11	P6	P9	P8	P4	P35	P37	P37	P36	P36	
CARD STOCK	○	◎	◎	◎	○	◎	◎	◎	○	◎	◎	◎	◎	○	○	○	○	◎	◎	◎	◎	◎	
CARDBOARD						◎	◎	○	○	○	○	○	○	◎	◎	◎	◎	○					
WASHI PAPER	○	◎	◎	○	○	◎	○	○	○	▲	▲	○	○	▲	▲	▲	▲	○	○	○			
GLOSSY PAPER, COATED PAPER	○	◎	○	E	○	◎	◎	○	○	◎	◎			◎	◎	◎	◎	◎	◎	◎	◎	◎	
INKJET PAPER	○	◎	○	○	○	◎	◎	◎	○	◎	◎	○	○	◎	◎	◎	◎	○					
TRANSLUCENT VELLUM TRACING PAPER	E	E		E	E	◎	◎	○	○	△	◎			▲	▲	▲	▲	◎	E	E			
LAMINATED PAPER									○					◎	◎	◎	◎						
PHOTO PAPER						◎	◎							◎	◎	◎	◎	○					
WOOD UNCOATED	◎	◎	◎		◎	◎	◎	◎	○	▲	▲			○	△	○	▲						
LEATHER (TANNED LEATHER)	○	○	○		○	○	○		○					◎	◎	◎	◎						
POLYETHYLENE/VINYL														◎	◎	◎	◎						
SHRINK PLASTIC	○	○			○	◎	◎							◎	◎	◎	◎						
TRANSPARENT SHEET														○	○	○	○						
RUBBER (NATURAL/SYNTHETIC)														○	○	○	○						
METAL/ALUMINUM FOIL	E	E		E	E	E	E		○					◎	◎	◎	◎						
GLASS/POTTARY														○	○	○	○						
TERACOTTA	◎	◎	◎		◎	◎	◎	○	○					◎	◎	◎	◎						
POLYMER CLAY	◎	◎	◎		◎	◎	◎	○	○														
PAINTED SURFACE						○	○		○					○	○	○	○						
COTTON/ LINEN FABRIC	◎	◎	◎		◎				○			△	△	○		○	▲						
SILK/WOOL	○	○	○		○				○														
LIGHT-RESISTANT	○	○	○	○	○	○	○	○	○	○	△	○	△	○	○	○	○	○	△	○	○	○	△
HEAT EMBOSSING	△	△		◎	△	△	△	△										△	◎	◎	◎	◎	
DRYING TIME	Slow			Slow	Slow	Fast	Fast		Slow	Fast		Quick	Quick	Quick	Quick	Quick	Quick		Slow	Slow	Slow		

- Some of the materials mentioned above may not be suitable for stamping. It is important to test them before use.
 - Please note that these materials cannot be used for food, tableware, or food packaging.
 - Before using them, make sure to read the cautionary notes on the package or other materials, and use them correctly.
- ※Please note that if StazOn is applied on glass, ceramic, or porcelain, they may have poor resistance to abrasion and water.
 - ※When applying VersaFine Claire or VersaFine on fabric, there may be some color fading after washing.
 - ※Radiant Neon Amplify cannot be used on materials with weak heat resistance.
 - ※All-purpose ink (metallic colors) dries relatively quickly.
 - ※The water resistance of embossing pens is achieved after the embossing process.

GLOSSARY

MATERIAL OF COLOR

【DYE INK】

DYE

Colors are typically brighter than pigments, although they generally have poorer lightfastness. Water-based inks tend to have lower water resistance, but newer inks have been developed with improved lightfastness and water resistance.

【PIGMENT INK】

PIGMENT

This particle features strong resistance to light and water, making it a perfect choice for long-term storage. Furthermore, it won't bleed into paper, and comes in white and pastel colors.

DRYING METHOD

【AIR DRY】

AIR DRY

Air drying is the process of allowing an ink to dry naturally by leaving it alone or exposing it to wind. In some cases, the process can be accelerated by heating, but it is important to consider the heat resistance of the material. This type of ink can also be used on non-absorbent surfaces.

【INFILTRATION DRYING】

PERMEATION DRY

Naturally, it does not dry out and is fixed (pseudo-dried) by permeating absorbent materials such as paper. It cannot be used on non-absorbent surfaces.

【HEAT SET】

HEAT SET
HEAT SET
NECESSARY

The process of solidifying ink involves applying heat and drying it.

PRESERVATION

【ARCHIVAL】

The basic requirements for materials include the ability to be stored for a long time without deteriorating, being acid-free, having strong resistance to light and water, and being resistant to oxidation.

【ACID FREE】

Acid-free refers to materials that do not contain acid, which can cause deterioration and yellowing over time. It is important for long-term storage of materials to use acid-free options to prevent damage and ensure preservation.

PROCESSING TECHNIQUES

【EMBOSSING】

Embossing involves heating a special powder and melting it onto paper or other materials to create a raised, three-dimensional effect. To do this, certain inks are used to stamp and hold sprinkled embossing powder in place.



【DTP】

Direct To Paper (DTP) is a technique of applying ink directly from a pad to paper without using stamps or other intermediaries. This allows for painting, stippling, or coloring the edges of the paper.



OTHERS

【INKER】

It used to be called a "refill" for replenishment purposes, but in recent years it has been commonly used for ink in DTP and other crafts, so the term "INKER" has been adopted.

【EMBOSSING HEATER】

Use a dedicated heater (heat gun) for embossing. It provides high temperature and low air volume, which is ideal for embossing. Note that a hair dryer is not suitable for embossing, as it provides low temperature and high air volume.

【COATED PAPER】

This type of paper is commonly referred to as glossy paper. It is frequently used for printing on art paper, coated paper, and other printing papers. It is also popular for card-making when used in combination with dye-based inks, as it produces vivid colors. Water-repellent paper can only be fixed using a product called StazOn. Water-based pigments, both Brilliance and Versa Magic are developed to be used on coated paper as well.

【STAMPS】

Stamps come in various forms, including traditional stamps with a wooden block, clear stamps made of transparent material, and cling stamps with a cushion and self-sticking acrylic blocks. Additionally, there are unmounted rubber stamps (UM) that can be easily attached to acrylic blocks using Tack 'n Peel. Clear stamps are popular because they can be attached directly to an acrylic block and are see-through, making it easy to confirm their position.

【VELLUM(TRANSLUCENT VELLUM)】

Translucent vellum paper is a semi-transparent type of paper that is commonly used in crafts such as card-making, scrapbooking, and calligraphy. Its unique texture and appearance make it a popular choice for adding a touch of elegance and sophistication to projects. When using ink on vellum paper, it is important to choose an ink that is suitable for the material.

ABOUT US

Company Name : TSUKINEKO Co., Ltd.
<https://www.tsukineko.co.jp>

Established : April 1952

Major Export Countries : United States, United Kingdom, Germany, Netherlands, Belgium, Spain, Australia, China, Taiwan, and 18 other countries

Hobby Supplies and Fancy Goods : Various color pads, multi-color pads, craft markers, embossing powders, craft inks, and stamp accessories.

Business Activities : Manufacturing various stamp inks, special inks, ink pads, and stamp-related products. Additionally, supplying ink pads and ink for all types of stamps, regardless of office or industrial use.

Industrial and Office Use : Water-based ink, quick-drying ink, non-volatile ink, porous stamps, inks for self-inking stamp, industrial stamp pads, and ink for various printing machines.

Office Supplies : Various stamp inks, ink pads, ink for self-inking stamp, quick-drying stamp ink.

OUR HISTORY

1952 Established as Eikyu Pad Manufacturing Co., Ltd. (Headquartered in Taito-ku). Started manufacturing writing ink and ink pads.

1967 Relocated the headquarters to Adachi-ku Umeda.

1974 Relocated the headquarters to Arakawa-ku Arakawa. Focused on the development of special stamp inks.

1985 Reorganized and renamed as Tsukineko Co., Ltd. Started manufacturing various color pads. Focused on the development of art & craft products.

1986 Constructed the Yoshikawa Factory in Yoshikawa City, Saitama Prefecture.

1987 Started exporting color ink pads to the USA.

1996 Announced "Fabrigo". (changed the name to VersaCraft in 2006.)

1998 Constructed the Yoshikawa Second Factory in Yoshikawa City, Saitama Prefecture.

1999 Announced "VersaMark".

2000 Received the Best Innovation Award from the Hobby Industry Association (HIA). Received the Reader's Choice Award from the American HobbyCraft magazine (Stamp Ink category).

2001 Entered the field of cosmetic goods with the first body art item series "FOR NOW". Received the Reader's Choice Award from the American HobbyCraft magazine "DAUBER DUOS".

2002 Announced "StazOn". Received the Reader's Choice Award from the American HobbyCraft magazine "BRILLIANCE".

2003 Received an award from the American HobbyCraft magazine for contributions to the scrapbooking industry "BRILLIANCE".

2004 Received Reader's Choice Awards from two American HobbyCraft magazines for "VERSAFINE", "VERSAMAGIC", "StazOn", "BRILLIANCE" & "VersaMark".

2006 Announced "DEW DROPS" ink pads both in "BRILLIANCE" and "VersaMagic".

2007 Announced "Essential Glue Pad".

2008 Announced water-based dye ink "MEMENTO" and "MEMENTO Markers," watermark ink pad "VersaMark Dazzle."

2010 Announced "StazOn METALLIC."

2011 Announced "StazOn opaque."

2012 Announced "StazOn Midi."

2013 January: Started as a subsidiary of Nikke Group through the acquisition of NIKKE TEXTILE.

2015 Announced "Radiant Neon Amplify."

2017 Announced "Versafine Clair" and "Delicata."

2019 Announced "StazOn Pigment."

TSUKINEKO Q&A

● Regarding the product

Q How can I find the uses and characteristics of ink?

Detailed information about this is provided on pages 40-41 of this catalog. If you have any questions, please contact us via email.

Q Please recommend the best ink pad for creating Greeting cards.

If you're looking for a stamp pad that produces clear details and a flat surface, we recommend VersaFine Clair or VersaFine. Both dry quickly and have excellent water and light resistance. For embossing, we suggest Versa-Color. Memento ink dries quickly and produces vibrant colors. Additionally, it's transparent, allowing you to stamp on top of printed material.

Q Is it possible to use Tsukineko refill ink on ink pads made by other companies?

When refilling an ink pad, use the manufacturer's specified product and color number. When refilling your Tsukineko stamp pad, avoid using different types of ink too, as the raw materials and ink colors may not be compatible.

Q Is the classification of ink used for ink pads the same as the one used for markers?

Even if the color name is the same, the ink components are different between ink pads and markers, so ink pads cannot be used to refill markers. Additionally, the ink colors of ink pads and markers may have slight differences.

Q How many times can I stamp with one ink pad?

The number of times a stamp can be used varies depending on the product, design, and size.

Q Is Tsukineko ink acid-free?

All of our inks are acid-free.

● Handling and storage

Q My child accidentally licked ink. What should I do to treat it?

If you have only licked it, rinse your mouth well. For babies or toddlers, wipe the inside of their mouth with a clean towel or gauze. If there are any abnormalities, please consult a doctor.
If you have swallowed refill ink, rinse your mouth with water immediately and, if necessary, consult a doctor. Especially in the case of quick-drying ink with solvents, be sure to follow the doctor's instructions.

Q If ink is not easily removed from your hands or face, what can you do to clean it off effectively?

First, try scrubbing with soap and water. Dye-based inks have a tendency to stain the skin, so make sure to wash thoroughly with body soap or soap while bathing. For StazOn family, wash immediately with soap. If it is difficult to remove, repeat the cleaning process using body soap or similar products.

Q I stamped the postcard with a VersaColor ink, but it won't dry. How can I dry it?

In general, pigment-based inks can become difficult to dry if applied too heavily. To fix this, lightly press down on areas with excessive ink using tissue paper or similar material to absorb the excess ink. Alternatively, we recommend using quick-drying inks such as VersaFine Clair, VersaFine, or Memento.

Q What should I do if the ink has solidified due to low temperature?

Please warm the ink by using lukewarm water or your hand.

Q How to store ink pads & inkers?

To store Tsukineko products properly, avoid high temperatures and humidity. Store them horizontally in a cool, dark place (such as a room without direct sunlight) that is less likely to freeze.

Q Will the fabric stamped with Versa Craft fade when washed?

When using on fabric, make sure to heat set the ink with an iron using an ironing cloth or other heat source. We recommend applying heat for 15 seconds or more at the cotton setting, as lower temperatures will reduce the ink's wash resistance. Keep in mind that depending on the type of fabric, the color may gradually fade with repeated washing.

Q Is it safe to use Versa Craft on fabric that a baby may put in their mouth?

If you have properly done heat setting to fix the ink, there is only a small chance of ink components leaching out. However, please avoid using the fabric on parts that may come into contact with your child's mouth.

Q Is it okay to use dry cleaners on fabrics stamped with VersaCraft?

It depends on the type of cloth, but the color will fade to some when dry cleaned.

● About StazOn

Q I stamped the eating surface of my dishes. Is it still safe to use them?

Please avoid using on parts that contact with the mouth.

Q After using StazOn, it is recommended to clean the stamp surface with a cleaner. Why is this necessary?

Leaving the remaining ink as it is may cause it to mix with the ink the next time you use it. Additionally, if left for a long time, it may become difficult to remove and damage the printing surface.

Q What is the difference between StazOn Pigment and StazOn Opaque?

StazOn Pigment has been improved to have an ink infiltration type for ease of use. The basic characteristics and applications of the ink remain the same as StazOn Opaque.